


SmartView Pro Imager


MS UVCI-2300/2400, the truly standalone Gel Imaging System, delivers incredible image and sharpness with power of the exceptional close-up monochrome 2.0 mega-pixel CCD camera, and get you ready for beautifully discriminable DNA/Protein gel images in the spaciouly intuitive 10.4" interface with color touch-screen. Our innovative systems are expandable with white and blue light plates coupled with versatility of camera filters, no matter it's an EtBr or EtBr-free operations, simply tab to view. Many post-imaging features like drawer-type platform and UV protection shield are added to your convenience for gel excision.




Gel Documentation System




Flip-style:
White light plate
Blue light plate
Drawer-type
UV transilluminator



Blue light plate (UVCI-2300)



White light plate



Viewing via window



Viewing via screen

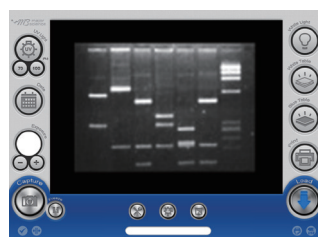


Viewing window

Cat. No.	UVCI-2300	UVCI-2400
Camera	1/1.8" interline UXGA monochrome progressive 2.0MP CCD	
Pixels size	4.4µm x 4.4µm	
Lens (camera)	F1.2, 12.5 – 75mm (with one +1 close-up lens), 6X zoom lens, manual	
Camera video output	12bit	
Saved image	Max. 16bit	
Image storage	Built-in 14GB Memery (3000 tiff images storage) and USB flash	
Cabinet	Pull out, sliding transilluminator	
Field of view (WxL)	260x210mm	
Display	10.4" color touch screen, 800x600	
Viewing window	Built-in UV viewing window	Built-in blue viewing window
Window filter	Amber Filter embedded in viewing window (580nm)	
Light source	Built-in drawer-type UV transilluminator 312(302)nm	Built-in drawer-type blue transilluminator 470nm
	Epi white light	
Optional accessory	White light plate (power built-in)	
	Blue light plate (power built-in) 470nm	N/A
Grayscale	12bit, 0-4095 gray levels	
Rated voltage	100-240V~, 50/60Hz	



System setup



Load



UV light protection warning



Features

- Standalone gel doc system with high-quality monochrome CCD
- Exchangeable emission filters provide for instant visualization
- Intuitive 10.4" interface with color touch-screen
- Zoom-able lens for proper picture size
- Movable platform for gel excision with UV-protection shield
- Automatic UV shut off mechanism (UVCI-2300 only)
- Optional trans white light and blue light plates (UVCI-2300 only)
- Exclusively designed for EtBr-free operation gel doc system (UVCI-2400 only)
- Optional trans white light plates